

KL SCAN 727 MOTORCYCLE DIAGNOSTIC SCAN TOOL

SHOP EQUIPMENT & TOOLS



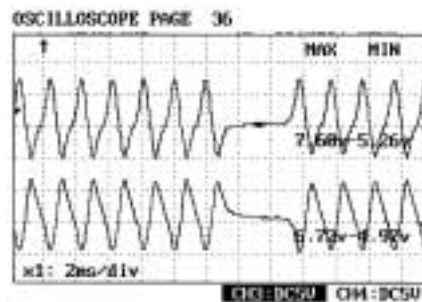
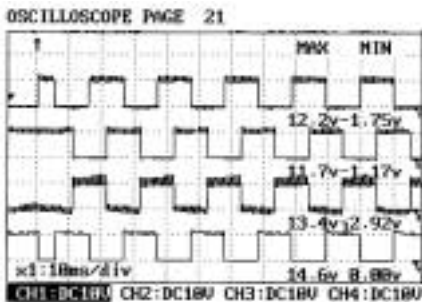
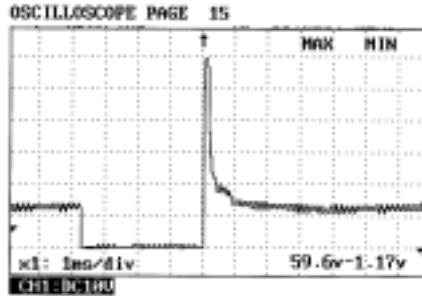
This K&L Diagnostic Scanner tool allows the independent service technician to retrieve troubleshooting codes along with detailed information from the bikes ECM unit. This tool features four menu screens--diagnostic scanner, oscilloscope multimeter, and an Ignition waveform analyzer. The screen also displays current and historical data, along with graphs and snapshot recordings that can be downloaded to a printer. Once the service technician has fixed the trouble codes, these codes can be cleared. This kit can be used with one of two programmed cartridges. One cartridge is for bikes with a fuel injection system that is teamed up With a Delphi® electronic control module for years 2000 and 2001. (available as an option) The other cartridge (included with scan tool) is for bikes that are Twin Cam® VDO carbureted models and bikes with a Magneti Marelli, induction module which are fuel injected from 1995-2001. The kit includes: one cartridge, main harness cable for Harley Davidson® ECU Connection, 4 channel scope cable, scope/multimeter probe, ground cable clip, secondary Ignition probe, Needle, 12v power connection, operation manual, Harley® instruction manual, scanner unit, and a carry case.

35-0809



www.klsupply.com
Visit K&L website for demonstration.

CURRENT DATA	
W/FM.....	1200 rpm
ISC position.....	0 STEP
Engine Temperature.....	117 ° C
Engine Temperature.....	8.25 V
Intake Air Temperature.....	33 ° C
Intake Air Temperature.....	2.54 V
Throttle Position.....	6.000 deg
Throttle Position.....	8.88 U
Injector Pulse Width.....	3 nS
Spark Advance.....	1.8 deg
Barometric Pressure.....	0 mBar



Coverage on Harley Davidson®motorcycles ECM Scan

- VDO® Carburetor (1995-2001)
- Magneti Marelli® EFI (1999-2001)
- Delphi® EFI (2000-2001) (option)

35-0809 KL-SCAN 727 Primary Cartridge Kit includes:

- Scan tool 1
- Cartridge (includes Magneti Marelli® ECU 1
- controlled carburetor bike)
- Main Cable for Harley Davidson® ECU Connect . 1
- Carrying Case 1
- 4 Channel Scope Cable 1
- Scope/Multimeter Probe 4
- Ground Cable Clip 1
- Secondary Ignition Probe 1
- Needle 4
- 12V Power Connection 1
- Operation Manual 1
- Harley® Instruction Manual

Options available

- 35-0813 Cartridge for Delphi® EFI
- 35-0764 AC/DC Adapter (12V)

www.klsupply.com
Visit K&L website for demonstration.